


WIBALIN®


SATINA



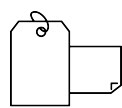
WBS500 WHITE

The color may deviate from the original. | 1 cm |

TOEPASSINGEN



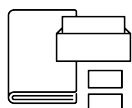
UITGEVERS &
BOEKBINDERS



HANG TAGS &
LABELS



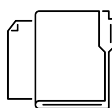
PREMIUM
PACKAGING



DRUKKEN &
GRAFISCH DESIGN




DRAAGTASSEN

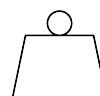


STATIONERY

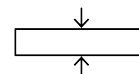
DETAILS



VELFORMAAT
1020.0 mm x
760.0 mm (SG)



GEWICHT
125 g/m²



DIKTE
0.2 mm



SPECIALS
3 t

LABELS



WINTER & COMPANY AG

Nauenstrasse 65
CH-4002 Basel
+41 61 284 44 44
sales@winter-company.com
www.winter-company.com



WINTER & COMPANY

Creative Coverings
since 1892

