


WIBALIN[®]


SHARADE LUSTRA



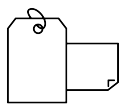
SHL3110 PEARL

The color may deviate from the original. | 1 cm |

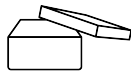
TOEPASSINGEN



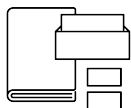
UITGEVERS &
BOEKBINDERS



HANG TAGS &
LABELS



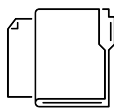
PREMIUM
PACKAGING



DRUKKEN &
GRAFISCH DESIGN

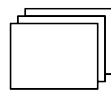


DRAAGTASSEN

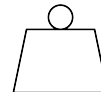


STATIONERY

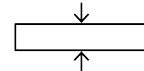
DETAILS



VELFORMAAT
760.0 mm x
1020.0 mm (LG)



GEWICHT
125 g/m²



DIKTE
0.16 mm



SPECIALS
20'000 m²

LABELS



WINTER & COMPANY AG

Nauenstrasse 65
CH-4002 Basel
+41 61 284 44 44
sales@winter-company.com
www.winter-company.com



WINTER & COMPANY

Creative Coverings
since 1892

