


WIBALIN®

SHARADE LUSTRA



SHL3110 PEARL

El color puede ser diferente del original | 1 cm |

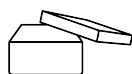
APLICACIONES



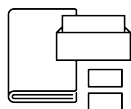
EDITOR /
ENCUADERNADOR



ETIQUETAS
COLGANTES Y
ADHESIVAS




PACKAGING
PREMIUM



IMPRESIÓN Y
DISEÑO GRÁFICO




BOLSAS DE COMPRA

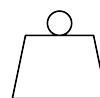


PRODUCTOS DE
PAPELERÍA

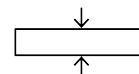
DETALLES



SHEET
760.0 mm x
1020.0 mm (LG)



WEIGHT
125 g/m²



THICKNESS
0.16 mm



SPECIALS
20'000 m²

LABELS



WINTER & COMPANY AG

Nauenstrasse 65
CH-4002 Basel
+41 61 284 44 44
sales@winter-company.com
www.winter-company.com



WINTER & COMPANY

Creative Coverings
since 1892

